



HARTSELLE CITY

SCHOOL SYSTEM SNAPSHOT: 2021 EDITION*

305 College Street N.E. | Hartselle, AL 35640 | (256) 773-5419

Superintendent

Dr. Dee Dee Jones

Board Members

Daxton Maze, Venita Jones, Randy Sparkman, Dr. James Joy, Monty Vest



\$2,592,379

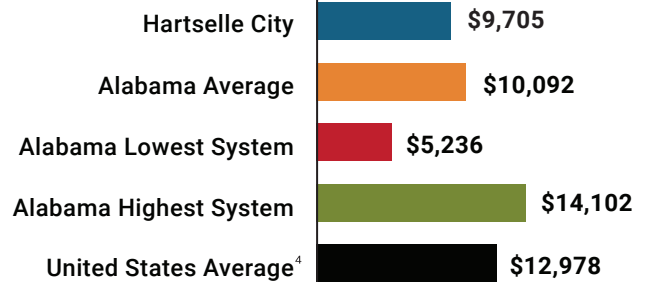
Cost of One Month's
Operation/General Fund



2.99

Number of Months
Reserve Balance

Total Per-Pupil Expenditures (PPE)

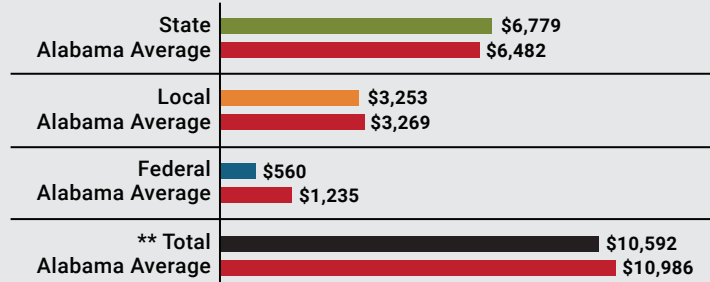


By the Numbers

	Schools ¹	6
	Students/ADM ²	3,333
	Free & Reduced Lunch	25%
	Community Eligibility Program	21%
	Number of Route Buses ³	22
	Buses 10 yrs. old or less	82%
	Students Bused	930
	Full-Time Employees	393
	Teachers	214
	Principals/ Assistant Principals	11
	Counselors	7
	Librarians	6
	Other Certified Employees	9
	Support Personnel	146

Per-Pupil Revenue Sources

Hartselle City Revenue Sources



74

STATE
RANK

39

LOCAL
RANK

132

FEDERAL
RANK

OVERALL SYSTEM RANK 86

** Total Revenue Among 137 School Systems

¹ Schools with enrollment, including Alternative and Career Technical Education

² Average Daily Membership

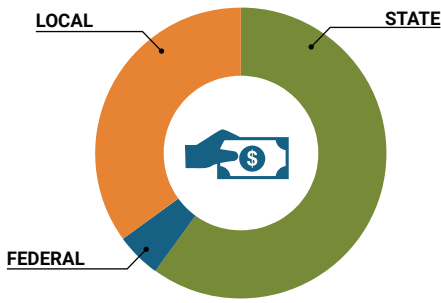
³ Data collected in FY19 and used for FY21 funding

⁴ 2019-2020 NEA Rankings of the States

* THIS REPORT INCLUDES FISCAL YEAR 2019 DATA

School System Revenue

How was your school system funded?¹



\$22,591,411	STATE	60%
\$1,867,307	FEDERAL	5%
\$13,244,668	LOCAL	35%
— \$1,133,280	Local 10-Mill Match	
\$12,111,388	AVAILABLE LOCAL REVENUE	

VALUE OF 1-MILL For Your School System

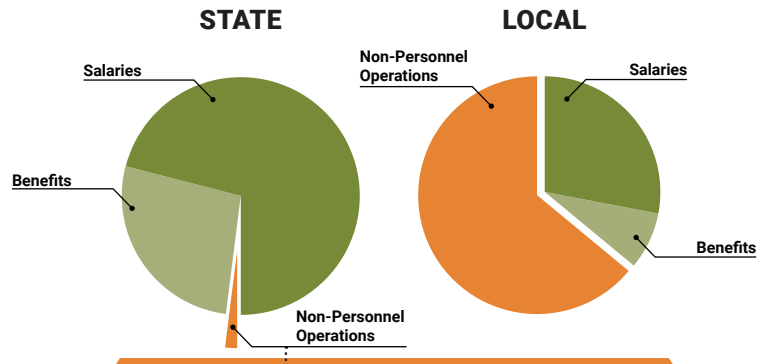
\$113,328

School System Spending

How did your school system spend state & local dollars?¹

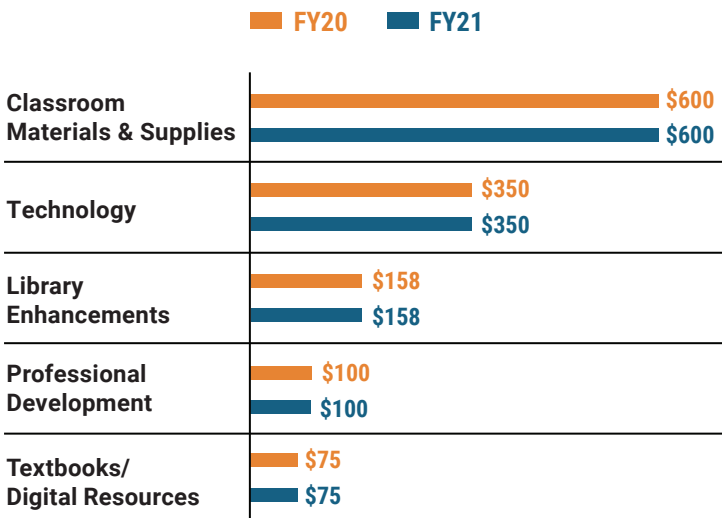
	STATE SPENDING ^{2,3}	LOCAL SPENDING ²
Salaries	\$15,655,093	\$2,437,655
Benefits	\$6,035,552	\$724,779
Non-Personnel Operations	\$491,827	\$5,559,332
TOTAL	\$22,182,472	\$8,721,766

- ¹ Revenues and expenditures may contain nominal variances
- ² Does not include debt service or capital outlay
- ³ Includes 10-mill match
- ⁴ Such as utilities, operations & maintenance, etc.

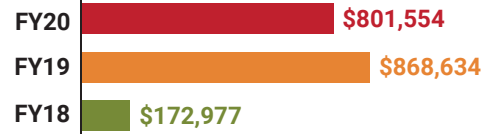


Only 2% of state funding is available for non-personnel expenditures⁴

Instructional Support



Educational Advancement & Technology Fund⁵



⁵ These one-time supplemental funds may be used for repairs and deferred maintenance, classroom instructional supplies, insurance for facilities, transportation, technology and school safety measures.

System Debt

TOTAL DEBT⁶	DEBT PER STUDENT
\$29,014,634	\$8,706

⁶ The debt totals in system audit reports may differ due to audit adjustments.



ALABAMA ASSOCIATION OF SCHOOL BOARDS

Sally Smith, J.D.
Executive Director

Lissa Tucker, J.D.
Director of Government Relations

43 South Jackson Street
Montgomery, Alabama 36104

1-800-562-0601 | AlabamaSchoolBoards.org

@AlaSchoolBoards Facebook.com/AlabamaSchoolBoards